

TOEIC® 聽力與閱讀測驗(數位版)

系統操作手冊

一、 TOEIC 聽力與閱讀測驗(數位版)簡介.....	1
二、 數位版使用前注意事項	1
三、 系統規格.....	2
四、 程式安裝流程	3
五、 系統檢查.....	5
使用電腦者，請依照下列步驟檢查系統	5
使用 iPad 者，請依照下列步驟檢查系統	8
六、 測驗流程.....	14



惠欣股份有限公司
CHUN SHIN LIMITED

Copyright® 2023 by CHUN SHIN LIMITED. All Rights Reserved.

ETS, TOEIC, and TOEIC BRIDGE are registered trademarks of ETS in the United States and other countries, used under license in Taiwan.

一、TOEIC 聽力與閱讀測驗(數位版)簡介

- TOEIC 聽力與閱讀測驗(數位版)使用電腦連接網路之施測，其測驗時間、內容皆與紙筆版一致，分為聽力與閱讀兩大測驗，共 200 題單選題，測驗總時長約 2 小時，詳細說明如下：

聽力測驗

共 4 大題，包含 100 題單選題，考生會從電腦中聽見以英語敘述的問題、談話、對話等，並透過鍵盤在電腦螢幕上作答。

測驗時間：約 45 分鐘

大題	題型	題數
1	照片描述	6 題
2	應答問題	25 題
3	簡短對話	39 題(13 組對話，每組 3 個問題)
4	簡短獨白	30 題(10 組獨白，每組 3 個問題)

閱讀測驗

共 3 大題，包含 100 題單選題，考生須在電腦上閱讀各式題材及問題，依個人時間安排，透過鍵盤在電腦螢幕上作答。

測驗時間：75 分鐘

大題	題型	題數
5	句子填空	30 題
6	段落填空	16 題
7	單篇閱讀	29 題(10 篇文章，每篇 2-4 個問題)
	多篇閱讀	25 題(5 組雙篇或三篇文章，每組 5 個問題)

- 數位版可使用一般電腦或是 iPad 進行

二、數位版使用前注意事項

1. 數位版是使用電腦或平板裝置搭配網路實施，請應試者在應試前，務必詳閱下方之系統規格說明以及操作方式。
2. 授權碼僅能使用一次，確定開始測驗後無法暫停或重來。
3. 建議應試者於使用數位版前，先至 [TOEIC 官方網站](#) 查看測驗題型範例，熟悉測驗題型再進行數位版測驗。
4. 聽力測驗題目音檔每題僅撥放一次。
5. 閱讀測驗作答時間將在畫面右上角顯示所剩餘的時間；應試者作答後可點選右下角「Next」進入下一題，直到測驗結束。

三、系統規格

1. 硬體設備及系統需求

● 電腦

硬體	<ul style="list-style-type: none"> ● 耳機 ● 14 吋以上螢幕 (解析度 1024x768)
作業系統	<ul style="list-style-type: none"> ● Windows 10 (32或64位元版本) ● Windows 11 (32或64位元版本) ● Mac OS Sierra 10.13 (需搭配 Safari 瀏覽器)
瀏覽器	<ul style="list-style-type: none"> ● Microsoft Edge ● Chrome 最新版本 ● Safari 12.0 以上 (僅適用 Mac)

● iPad

硬體	<ul style="list-style-type: none"> ● iPad 4以上型號 (不支援iPad Mini) ● 耳機 ● USB-C 耳機轉接器
作業系統	<ul style="list-style-type: none"> ● iOS10.2 以上版本

2. 網路設備需求

● 電腦

頻寬	<ul style="list-style-type: none"> ● 2M以上頻寬(若在多人使用環境下，每台主機至少需15Mbps的下載網速和3-5Mbps的上傳網速) ● 區域網卡: 每台主機需配備100Mbps以上之網卡 ● 每一台分享器，不得連接超過 12 台主機。
----	---

※ 請確保您的網速及網路寬頻之穩定性，建議勿多人同時共用

● iPad

無線網路	<ul style="list-style-type: none"> ● 54M 以上之網卡。 ● 每一台分享器，不得連接超過 12 台主機。
------	---

※ 請確保您的網速及網路寬頻之穩定性，建議勿多人同時共用

四、程式安裝流程

使用電腦者，請依照下列步驟安裝程式：

步驟 1

點擊下載網址 <http://www.etstoeiconline.org/>

步驟 2

點選【Download】



Download Secure Browser

TOEIC Secure Browser for Windows

The Windows Secure Browser is a locked-down version of an internet browser that prohibits access to other applications during testing. This Secure Browser does not need to be installed and can be run from a network drive, allowing it to be used from multiple computers. Administrative privileges are not required to run the Secure Browser.

Download on Windows

1. Select the **Download** button located underneath these instructions.
2. Depending on your browser settings, the Secure Browser file will download in one of the following ways:
 - The file will automatically download to the default location, typically your desktop or **Downloads** folder.
 - You will be prompted to run or save the file. Select **Save**. The file will download to the default location.
3. Double-click the **Secure Browser** icon or file name to open the Secure Browser.
4. You may receive the following Security Warning: "Do you want to run this file?" Select **Run**.

Download

Copyright © 2020-2023 by Educational Testing Service. All rights reserved. ETS, the ETS logo, and TOEIC are registered trademarks of Educational Testing Service (ETS). Copyright © 2000-2023 Internet Testing Systems, LLC. All rights reserved.

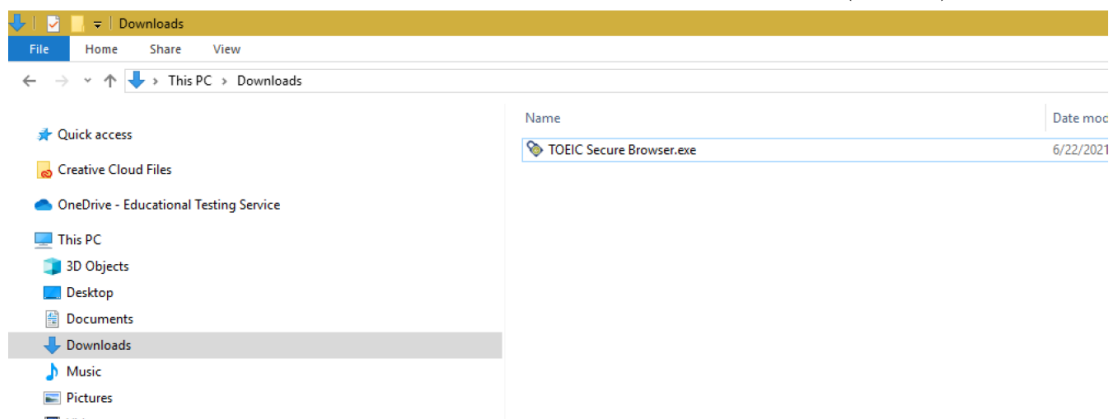


步驟 3

進行下載

步驟 4

下載資料夾會出現【TOEIC Secure Browser】程式圖示即完成下載(如下圖)



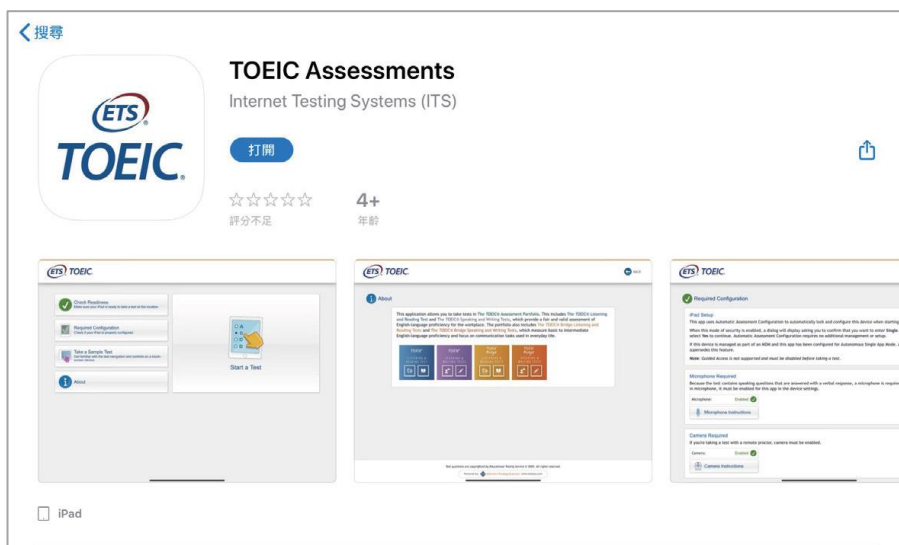
步驟 5

程式下載完成後，請至 P.6 進行系統檢查

使用iPad者，請依照下列步驟安裝程式

步驟 1

App Store 搜尋【TOEIC Assessments】並下載安裝



五、系統檢查

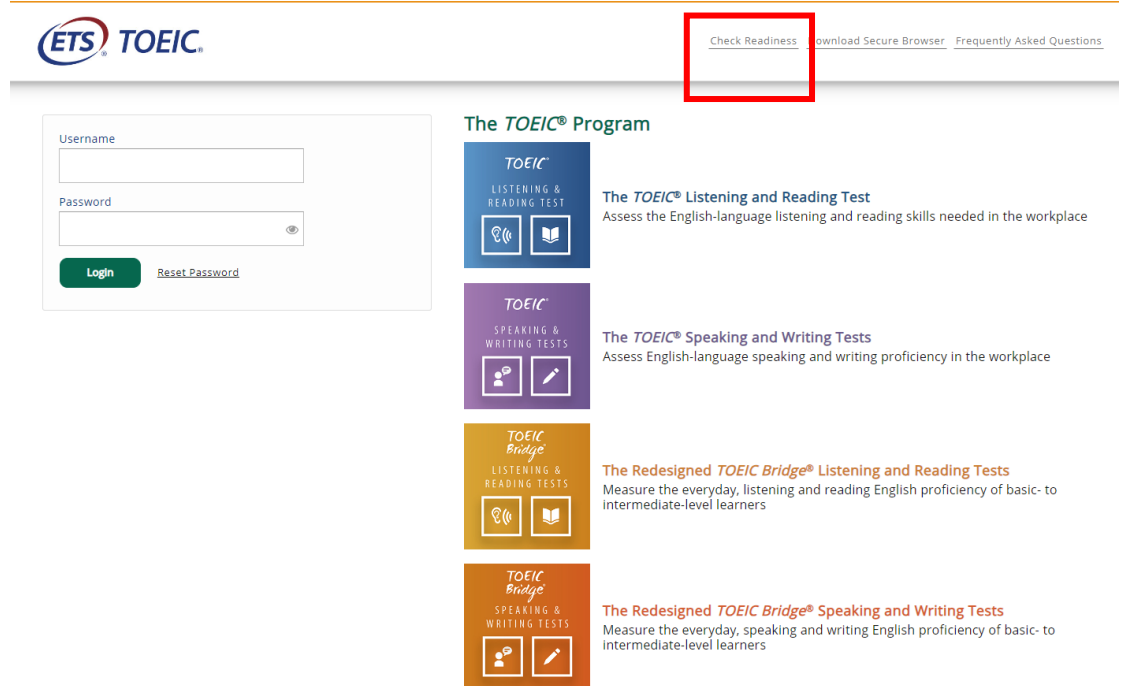
使用電腦者，請依照下列步驟檢查系統

步驟 1

點擊連結開啟網頁<http://www.epntoeiconline.org>

步驟 2

點選【Check Readiness】



ETS TOEIC

[Check Readiness](#) [Download Secure Browser](#) [Frequently Asked Questions](#)

Username

Password

[Login](#) [Reset Password](#)

The TOEIC® Program

TOEIC® LISTENING & READING TEST
 The TOEIC® Listening and Reading Test
 Assess the English-language listening and reading skills needed in the workplace

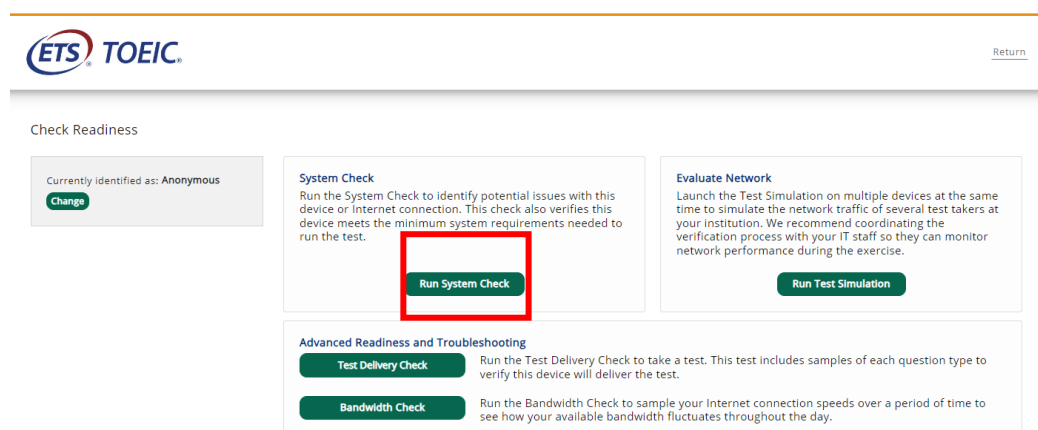
TOEIC® SPEAKING & WRITING TESTS
 The TOEIC® Speaking and Writing Tests
 Assess English-language speaking and writing proficiency in the workplace

TOEIC Bridge® LISTENING & READING TESTS
 The Redesigned TOEIC Bridge® Listening and Reading Tests
 Measure the everyday, listening and reading English proficiency of basic- to intermediate-level learners

TOEIC Bridge® SPEAKING & WRITING TESTS
 The Redesigned TOEIC Bridge® Speaking and Writing Tests
 Measure the everyday, speaking and writing English proficiency of basic- to intermediate-level learners

步驟 3

點選【Run System Check】



ETS TOEIC

[Return](#)

Check Readiness

Currently identified as: Anonymous
[Change](#)


System Check
 Run the System Check to identify potential issues with this device or Internet connection. This check also verifies this device meets the minimum system requirements needed to run the test.
[Run System Check](#)

Evaluate Network
 Launch the Test Simulation on multiple devices at the same time to simulate the network traffic of several test takers at your institution. We recommend coordinating the verification process with your IT staff so they can monitor network performance during the exercise.
[Run Test Simulation](#)

Advanced Readiness and Troubleshooting

Test Delivery Check
 Run the Test Delivery Check to take a test. This test includes samples of each question type to verify this device will deliver the test.

Bandwidth Check
 Run the Bandwidth Check to sample your Internet connection speeds over a period of time to see how your available bandwidth fluctuates throughout the day.


[View History](#) [Return](#)

System Check


Currently Identified as: **Anonymous**
[Change](#)


The System Check tests your device to make sure it meets the minimum requirements for test delivery. At the completion of the check, you will be provided with information regarding the specific device used and current internet connection information and possibly a list of potential issues that need to be corrected prior to testing.


System Check Information
 Run the System Check on all devices used for testing. For best results, close any applications that may be running on this device as well as any additional browser windows or tabs that may be open.
 First and Last Name:

 Comments:


Run Check

Copyright © 2020-2023 by Educational Testing Service. All rights reserved. ETS, the ETS logo, and TOEIC are registered trademarks of Educational Testing Service (ETS). Copyright © 2000-2023 Internet Testing Systems, LLC. All rights reserved.




System Check is running, please wait for results...

 RUNNING CHECK:
Download Speed
 Pass 3 (Downloading 1024 KB)
 Detected Speed: 6 Mbps (787 KB/s)


Cancel

Copyright © 2020-2023 by Educational Testing Service. All rights reserved. ETS, the ETS logo, and TOEIC are registered trademarks of Educational Testing Service (ETS). Copyright © 2000-2023 Internet Testing Systems, LLC. All rights reserved.


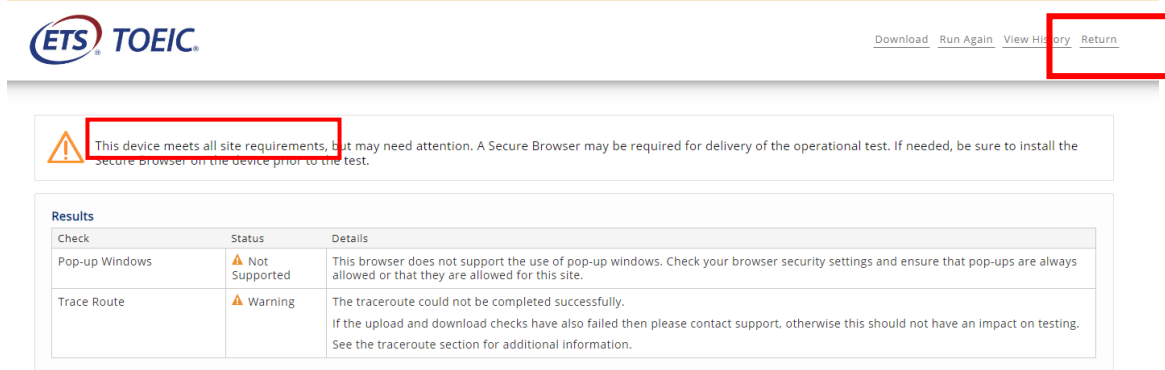
步驟 5

系統檢查結果：

若結果顯示【This device meets all site requirements】則表示系統設備都符合要求。

若結果未顯示，並出現 ，則需要排除該系統問題，才能順利進行測驗。

結束後點選右上角【Return】返回上一頁。

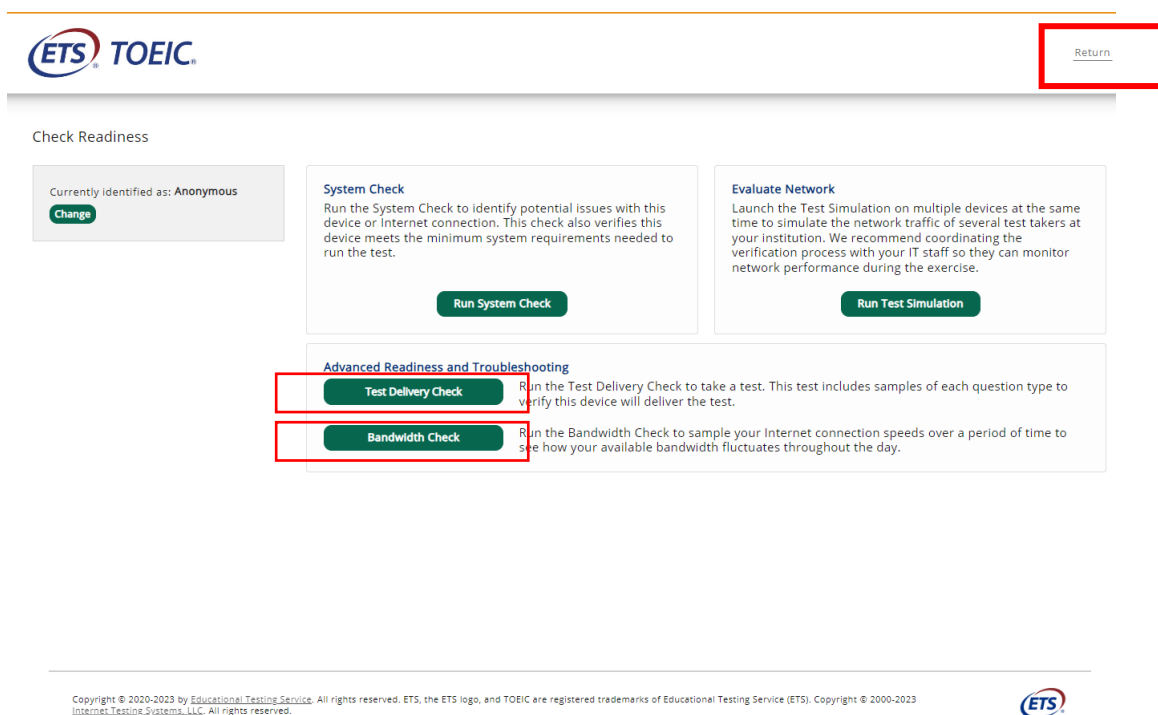


Check	Status	Details
Pop-up Windows	Not Supported	This browser does not support the use of pop-up windows. Check your browser security settings and ensure that pop-ups are always allowed or that they are allowed for this site.
Trace Route	Warning	The traceroute could not be completed successfully. If the upload and download checks have also failed then please contact support, otherwise this should not have an impact on testing. See the traceroute section for additional information.

步驟 6

回到【Check Readiness】，並點選【Test Delivery Check】及【Bandwidth Check】，測試各題型是否可以播放，及下載/上傳網速是否符合系統規格。

若沒問題，即可點選右上角【Return】返回上一頁並結束檢查。



Check Readiness

Currently Identified as: Anonymous [Change](#)

System Check
Run the System Check to identify potential issues with this device or Internet connection. This check also verifies this device meets the minimum system requirements needed to run the test.
[Run System Check](#)


Evaluate Network
Launch the Test Simulation on multiple devices at the same time to simulate the network traffic of several test takers at your institution. We recommend coordinating the verification process with your IT staff so they can monitor network performance during the exercise.
[Run Test Simulation](#)

Advanced Readiness and Troubleshooting

[Test Delivery Check](#) Run the Test Delivery Check to take a test. This test includes samples of each question type to verify this device will deliver the test.

[Bandwidth Check](#) Run the Bandwidth Check to sample your Internet connection speeds over a period of time to see how your available bandwidth fluctuates throughout the day.

Copyright © 2020-2023 by Educational Testing Service. All rights reserved. ETS, the ETS logo, and TOEIC are registered trademarks of Educational Testing Service (ETS). Copyright © 2000-2023 Internet Testing Systems, LLC. All rights reserved.



使用 iPad 者，請依照下列步驟檢查系統

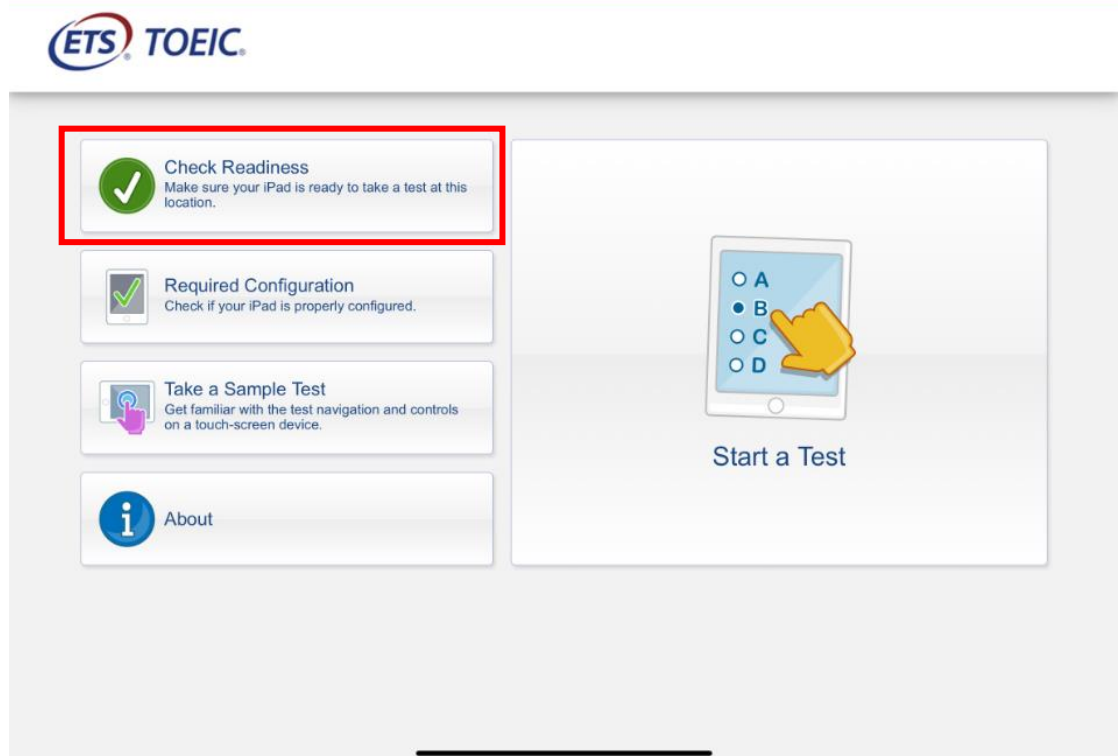
步驟 1

開啟 iPad 上的【TOEIC Assessments】App



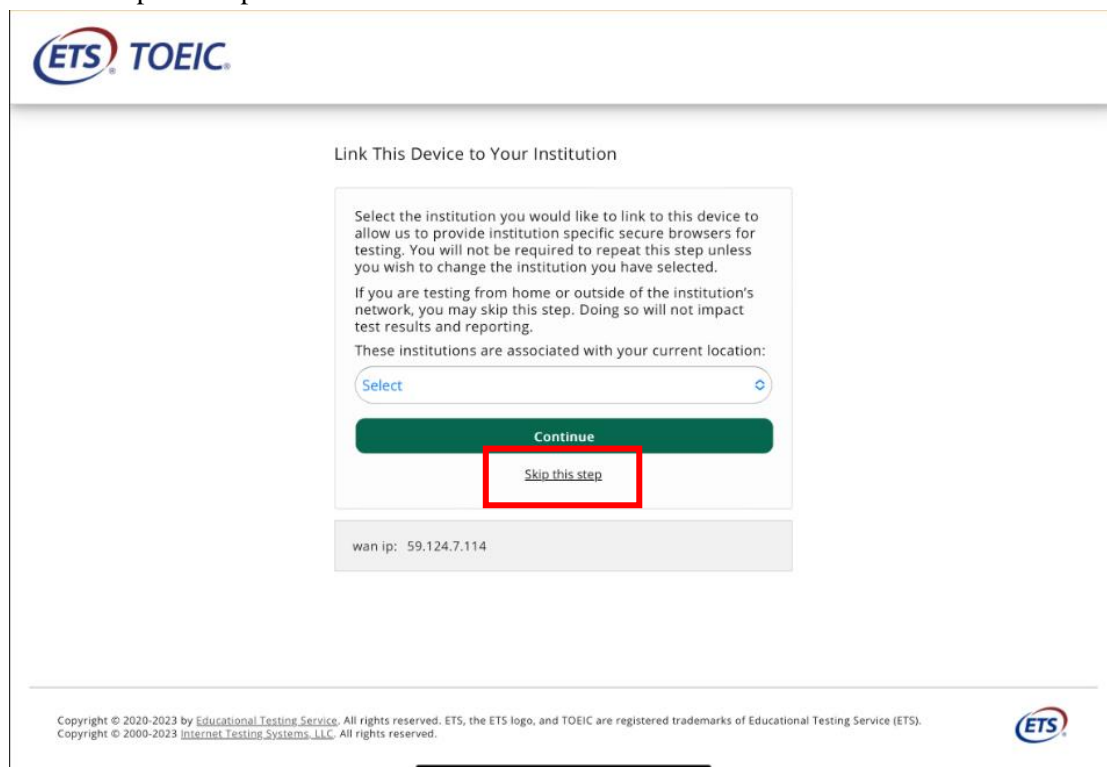
步驟 2

進入首頁，點選【Check Readiness】



步驟 3

點選【Skip this step】



ETS TOEIC

Link This Device to Your Institution

Select the institution you would like to link to this device to allow us to provide institution specific secure browsers for testing. You will not be required to repeat this step unless you wish to change the institution you have selected.

If you are testing from home or outside of the institution's network, you may skip this step. Doing so will not impact test results and reporting.

These institutions are associated with your current location:

Select

Continue

Skip this step

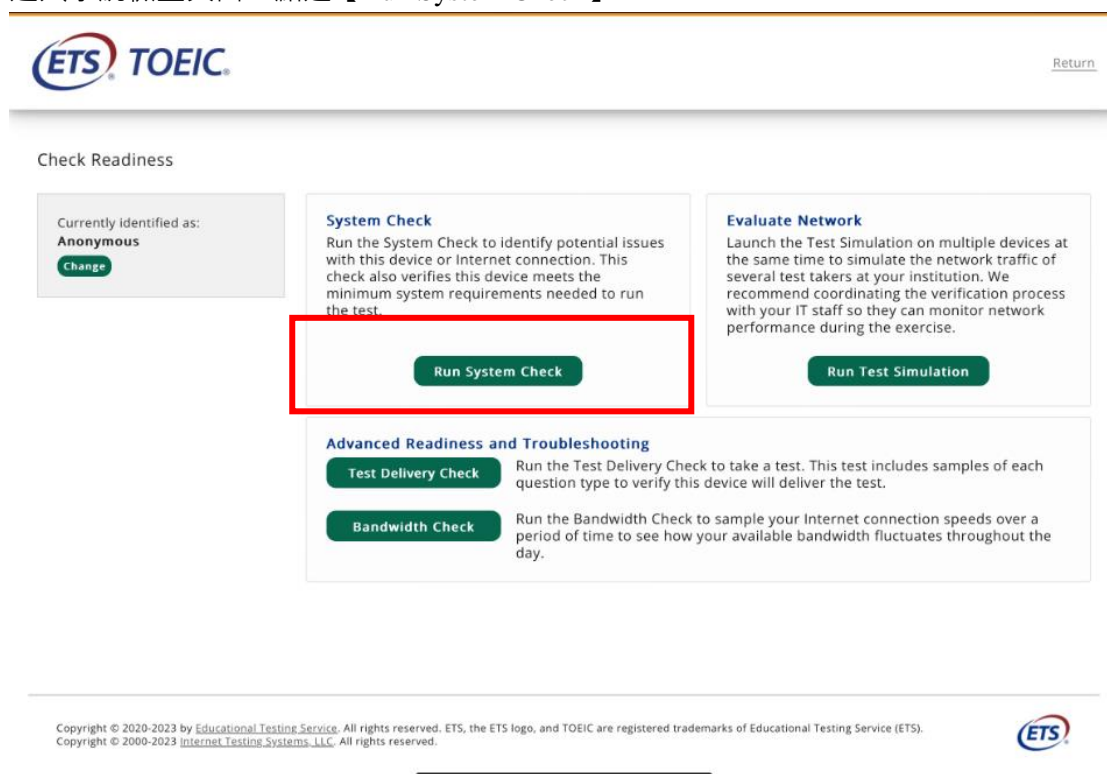
wan ip: 59.124.7.114

Copyright © 2020-2023 by Educational Testing Service. All rights reserved. ETS, the ETS logo, and TOEIC are registered trademarks of Educational Testing Service (ETS).
Copyright © 2000-2023 Internet Testing Systems, LLC. All rights reserved.

ETS

步驟 4

進入系統檢查頁面，點選【Run System Check】



ETS TOEIC

[Return](#)

Check Readiness

Currently identified as:
Anonymous
[Change](#)

System Check

Run the System Check to identify potential issues with this device or Internet connection. This check also verifies this device meets the minimum system requirements needed to run the test.

Run System Check

Evaluate Network

Launch the Test Simulation on multiple devices at the same time to simulate the network traffic of several test takers at your institution. We recommend coordinating the verification process with your IT staff so they can monitor network performance during the exercise.

Run Test Simulation

Advanced Readiness and Troubleshooting

Test Delivery Check Run the Test Delivery Check to take a test. This test includes samples of each question type to verify this device will deliver the test.

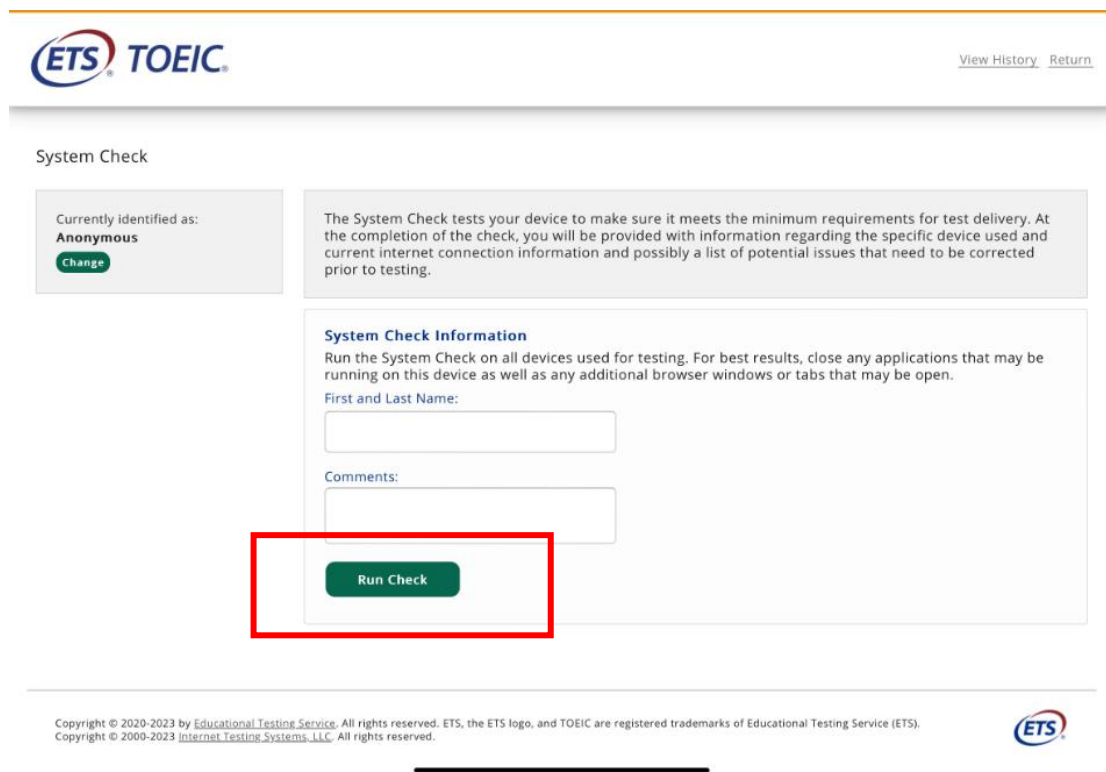
Bandwidth Check Run the Bandwidth Check to sample your Internet connection speeds over a period of time to see how your available bandwidth fluctuates throughout the day.

Copyright © 2020-2023 by Educational Testing Service. All rights reserved. ETS, the ETS logo, and TOEIC are registered trademarks of Educational Testing Service (ETS).
Copyright © 2000-2023 Internet Testing Systems, LLC. All rights reserved.

ETS

步驟 5

進入系統檢查頁面，點選【Run Check】



ETS TOEIC

[View History](#) [Return](#)

System Check

Currently identified as:
Anonymous
[Change](#)

The System Check tests your device to make sure it meets the minimum requirements for test delivery. At the completion of the check, you will be provided with information regarding the specific device used and current internet connection information and possibly a list of potential issues that need to be corrected prior to testing.

System Check Information
Run the System Check on all devices used for testing. For best results, close any applications that may be running on this device as well as any additional browser windows or tabs that may be open.

First and Last Name:

Comments:

[Run Check](#)


Copyright © 2020-2023 by Educational Testing Service. All rights reserved. ETS, the ETS logo, and TOEIC are registered trademarks of Educational Testing Service (ETS).
Copyright © 2009-2023 Internet Testing Systems, LLC. All rights reserved.

ETS

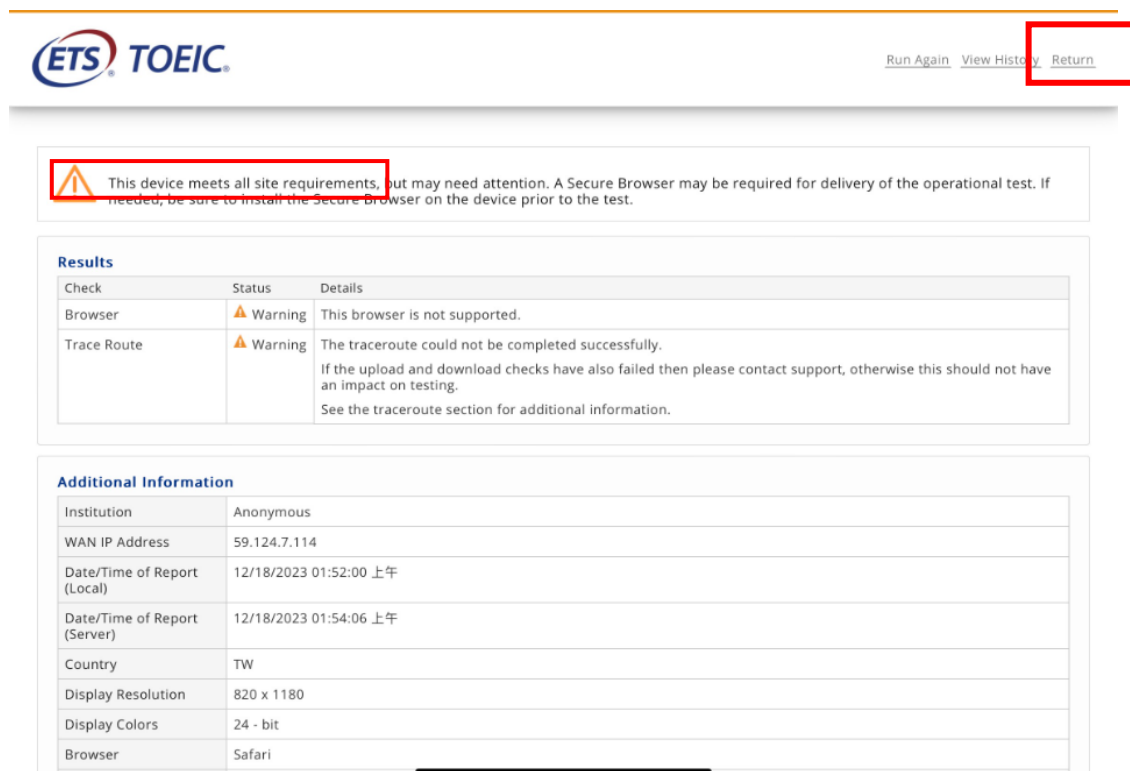
步驟 6

顯示系統檢查結果：

若結果顯示【This device meets all site requirements】則表示系統設備都符合要求。


若結果未顯示，並出現 ，則需要排除該系統問題，才能順利進行測驗。

結束後點選右上角【Return】返回上一頁。





ETS TOEIC

[Run Again](#) [View History](#) [Return](#)

 This device meets all site requirements, but may need attention. A Secure Browser may be required for delivery of the operational test. If needed, be sure to install the Secure Browser on the device prior to the test.

Results

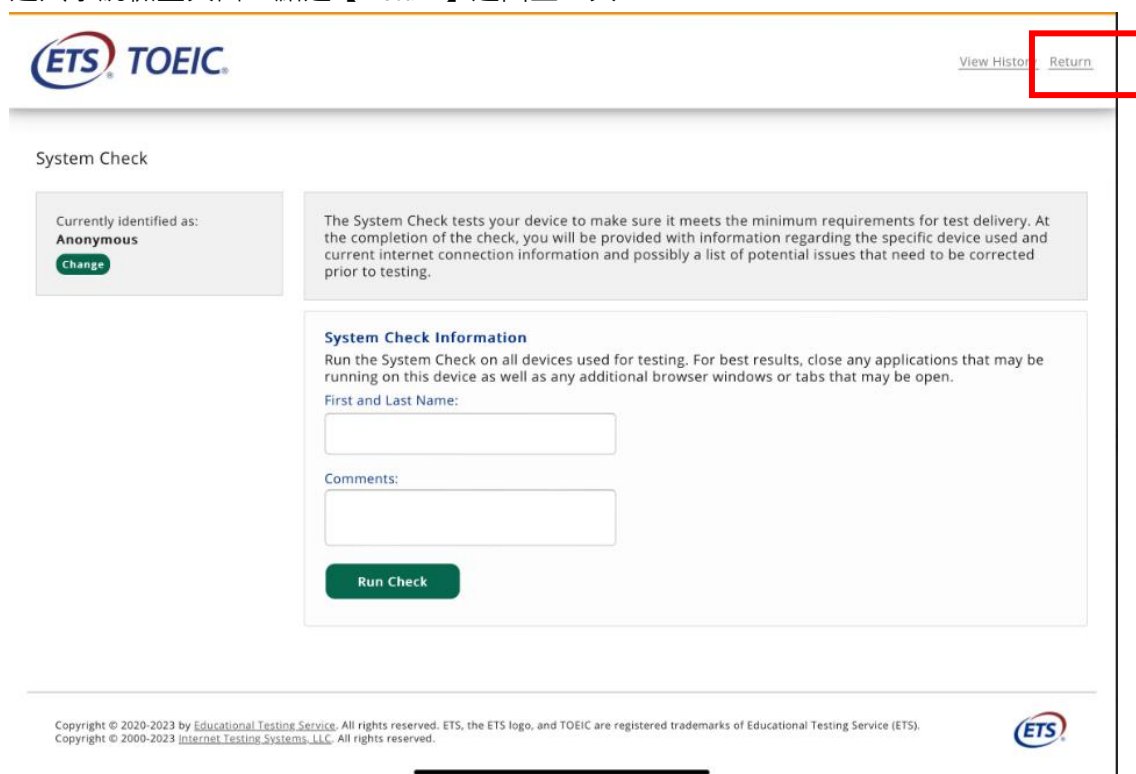
Check	Status	Details
Browser	 Warning	This browser is not supported.
Trace Route	 Warning	The traceroute could not be completed successfully. If the upload and download checks have also failed then please contact support, otherwise this should not have an impact on testing. See the traceroute section for additional information.

Additional Information

Institution	Anonymous
WAN IP Address	59.124.7.114
Date/Time of Report (Local)	12/18/2023 01:52:00 上午
Date/Time of Report (Server)	12/18/2023 01:54:06 上午
Country	TW
Display Resolution	820 x 1180
Display Colors	24 - bit
Browser	Safari

步驟 7

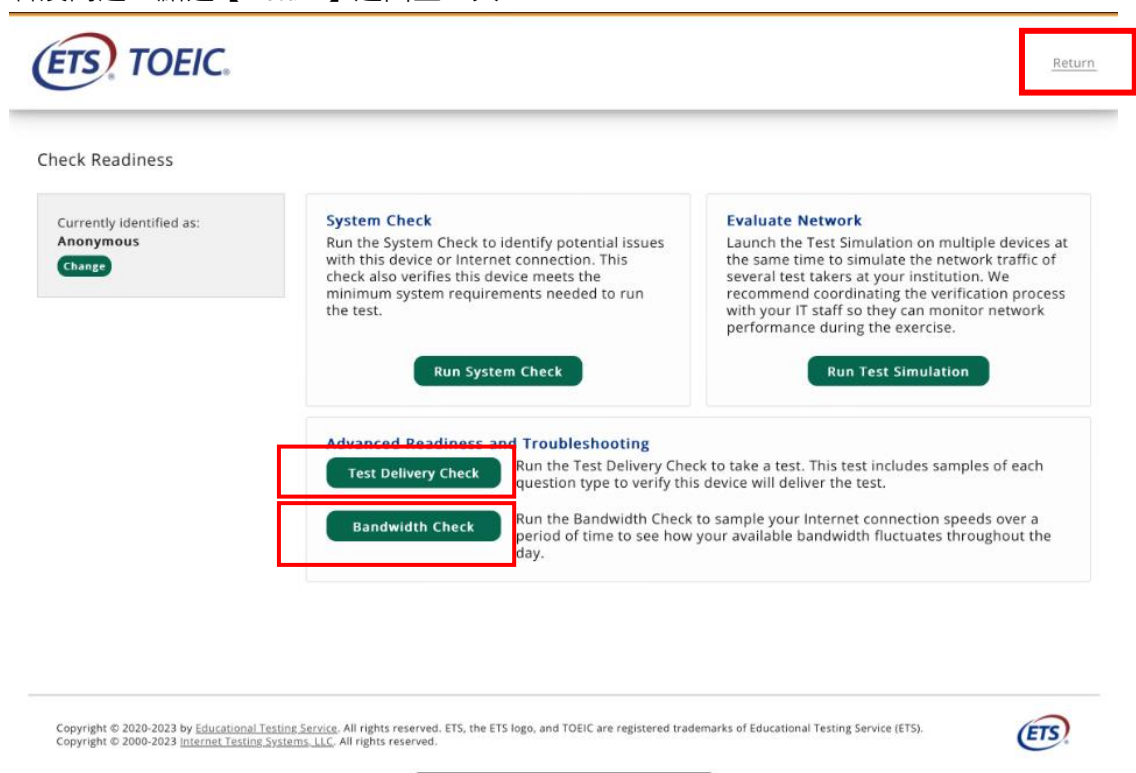
進入系統檢查頁面，點選【Return】返回上一頁



步驟 8

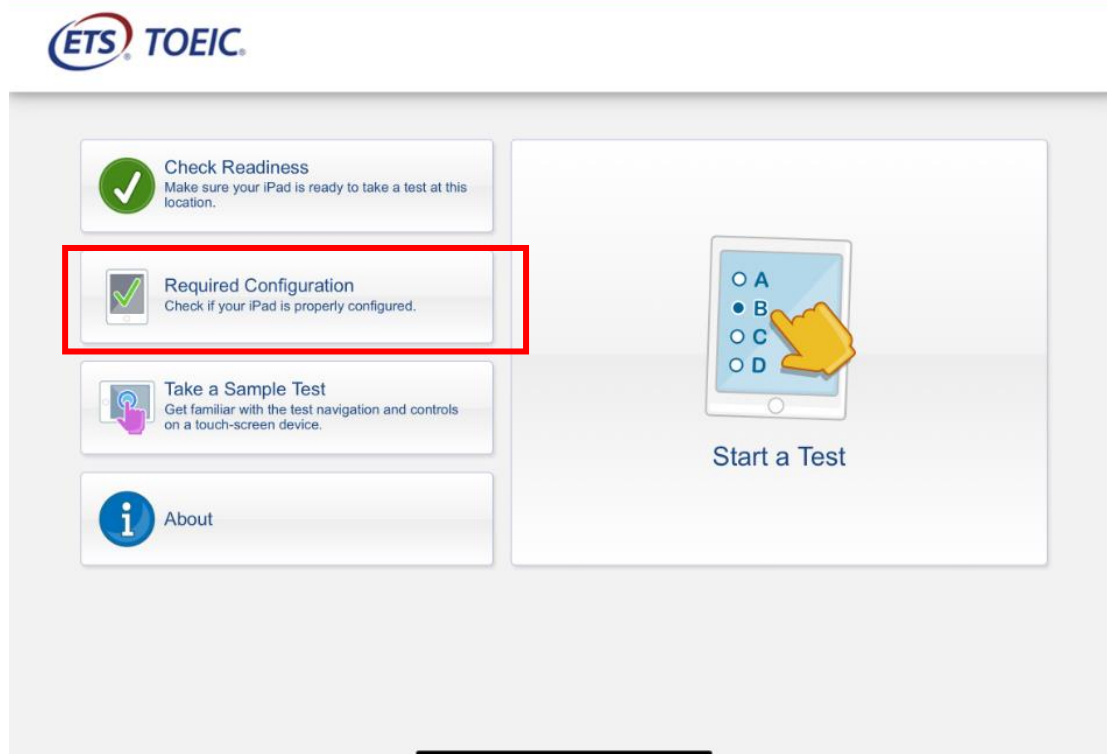
進入系統檢查頁面，點選【Test Delivery Check】及【Bandwidth Check】，測試各題型是否可以播放，及下載/上傳網速是否符合系統規格。

若沒問題，點選【Return】返回上一頁。




步驟 9

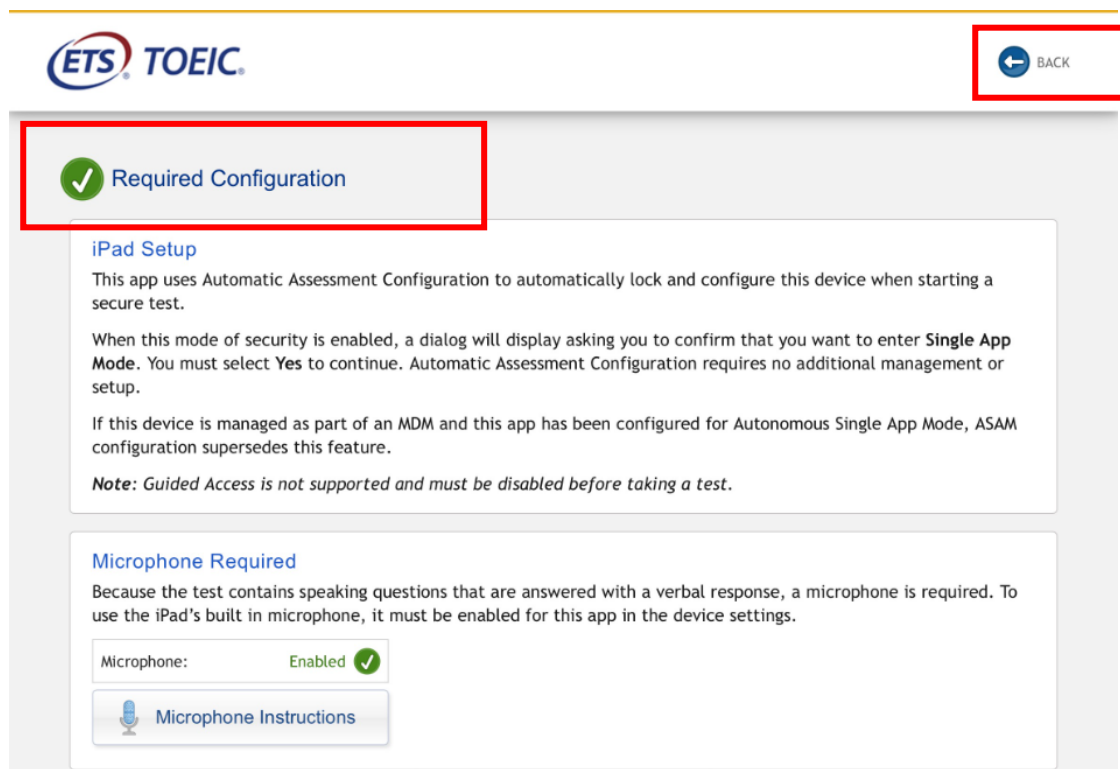
進入首頁，點選【Required Configuration】



步驟 10

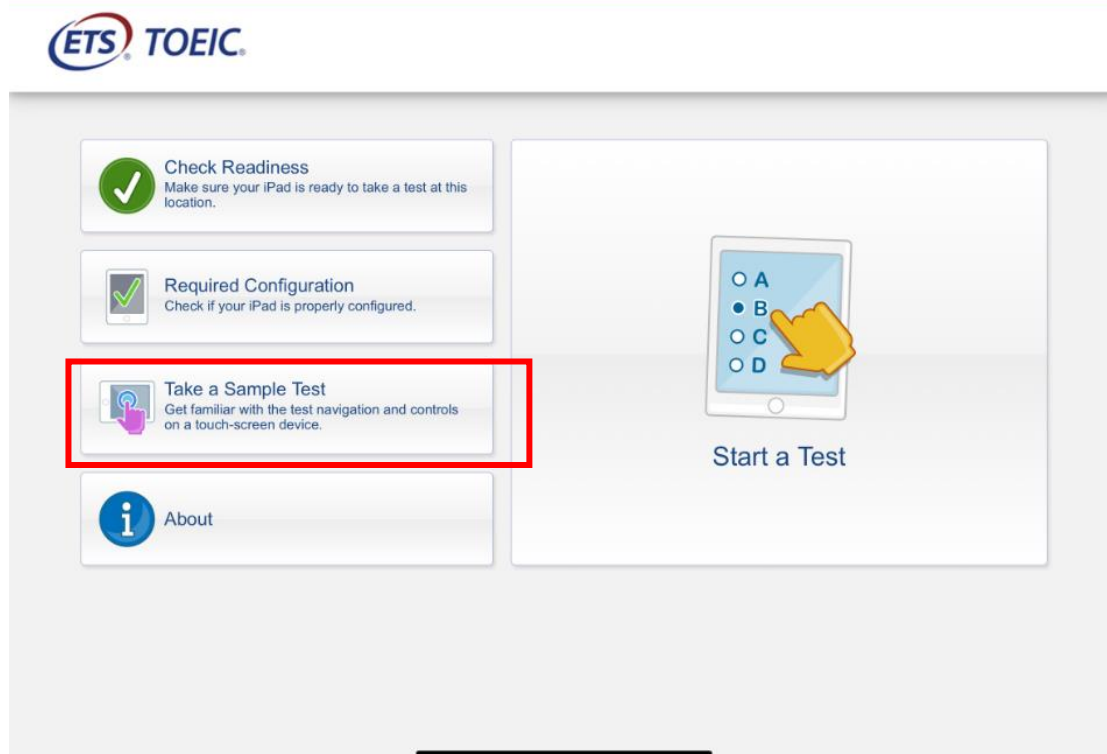
進入需求配置檢查頁面

若顯示  Required Configuration，則表示檢查沒問題，即可點選右上角【Back】離開。
若未顯示，則完成需求設備安裝。



步驟 11

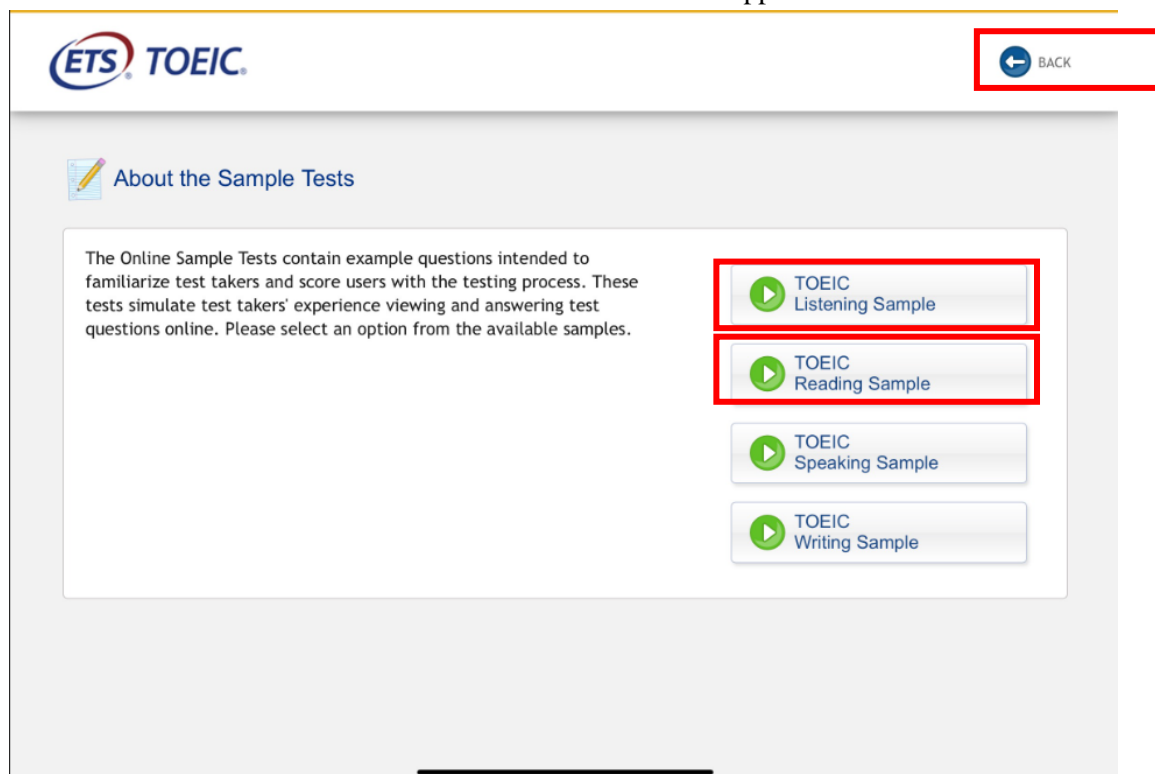
進入首頁，點選【Take a Sample Test】



步驟 12

進入範例題測試頁面，點選【TOEIC Listening Sample】和【TOEIC Reading Sample】進行測試。

若沒問題，即可點選右上角【Back】返回首頁，並結束 App。



六、測驗流程

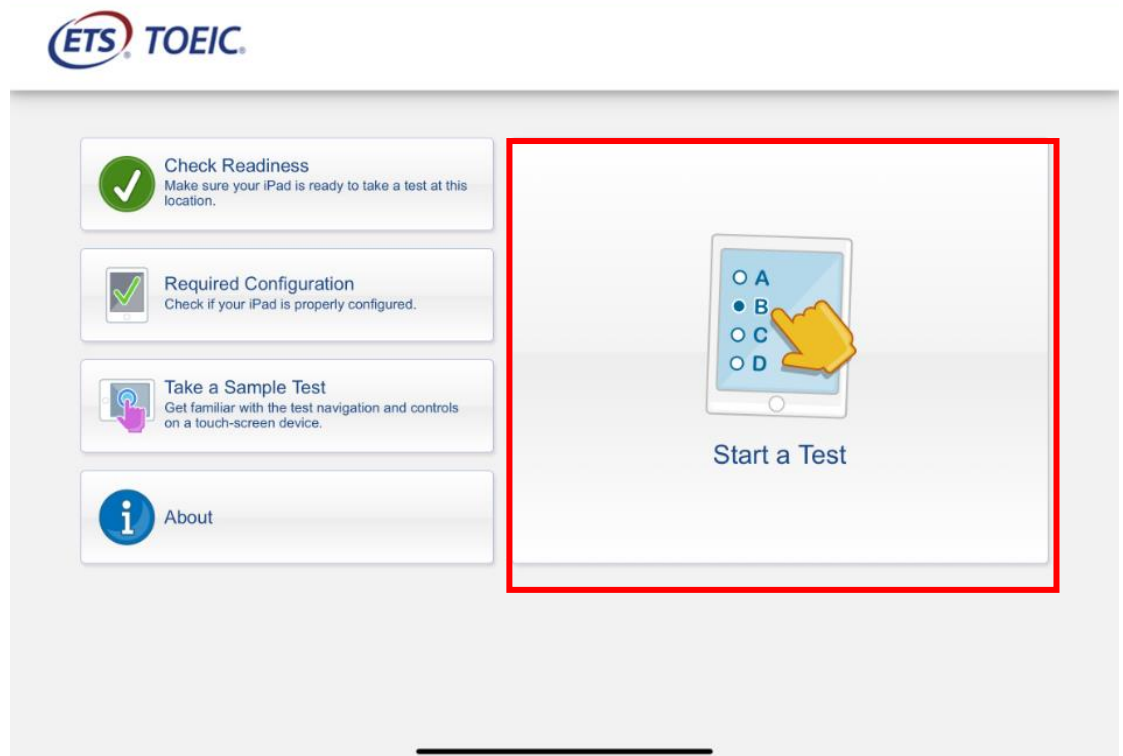
下載及系統檢查完成後，依照下列步驟進行數位版測驗。

⚠ 授權碼僅能使用一次，確定開始測驗後無法暫停或重來。

步驟 1

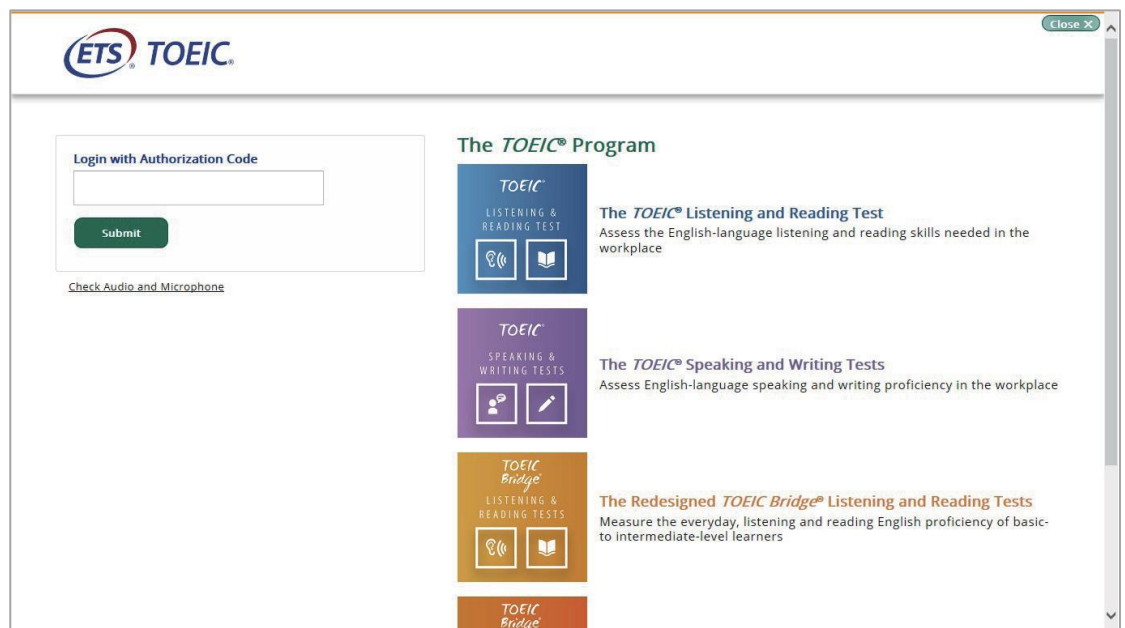
使用電腦者，請開啟【TOEIC Secure Browser】程式

使用iPad者，請開啟【TOEIC Assessments】App，點選【Start a Test】



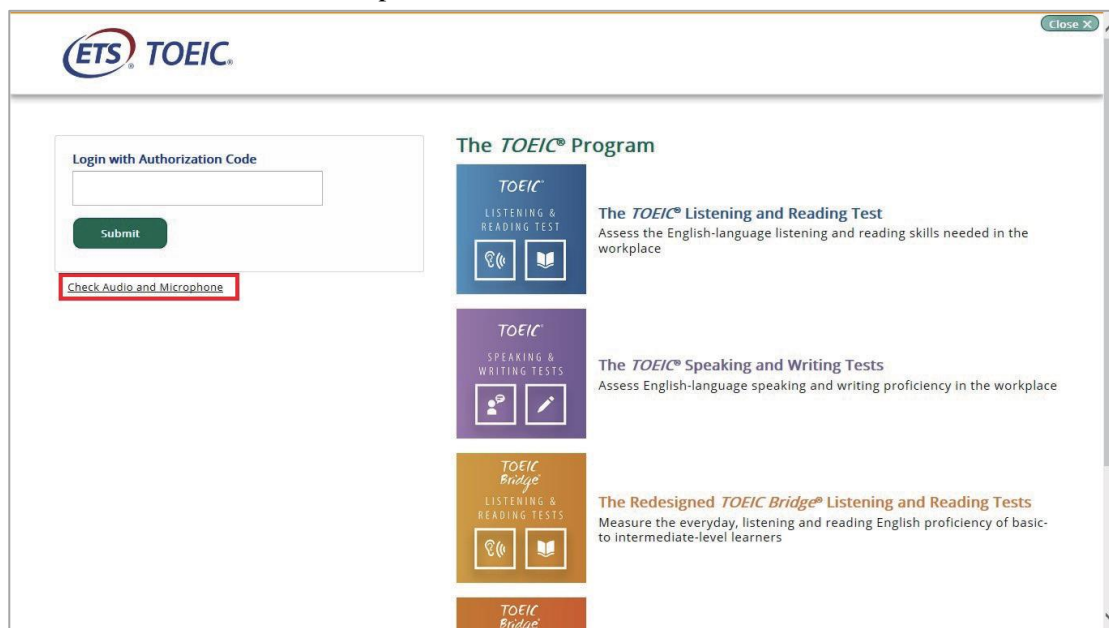
步驟 2

進入登入頁面



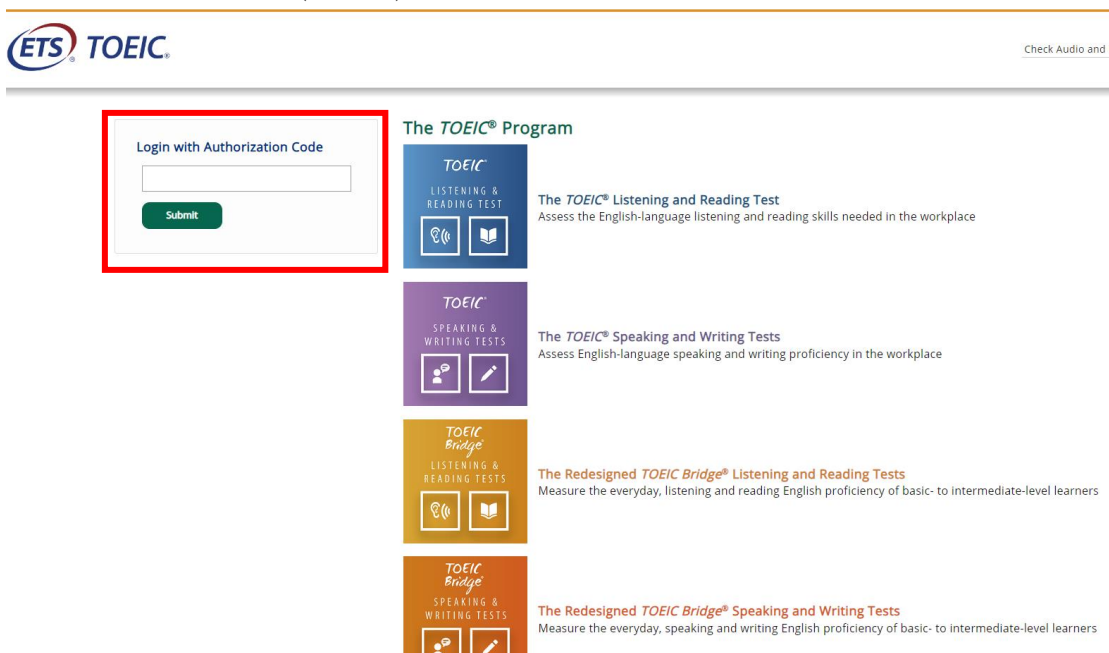
步驟 3

點選【Check Audio and Microphone】進行耳機測試



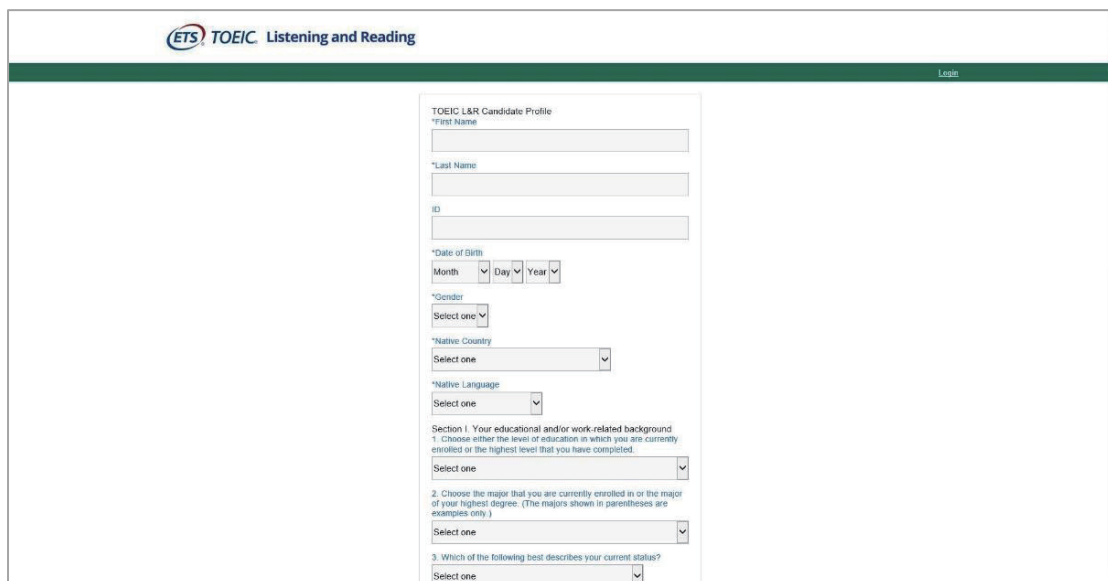
步驟 4

輸入Authorization Code(授權碼)登入



步驟 5

輸入個人基本資料共7欄(名字/姓氏/授權碼/生日/性別/國籍/語言)



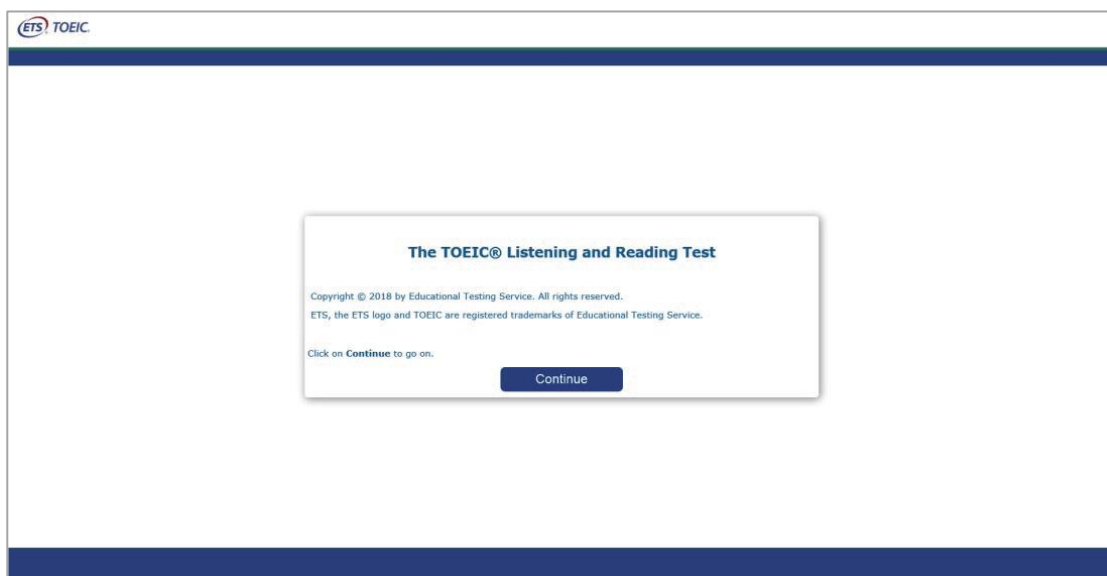
The screenshot shows the 'TOEIC L&R Candidate Profile' form. It includes fields for First Name, Last Name, ID, Date of Birth (Month, Day, Year), Gender, Native Country, and Native Language. Below these is 'Section I: Your educational and/or work-related background' with three questions: 1. Choose the level of education, 2. Choose the major, and 3. Choose the current status. Each question has a 'Select one' dropdown menu.

步驟 6

填寫個人基本問卷，共14題

步驟 7

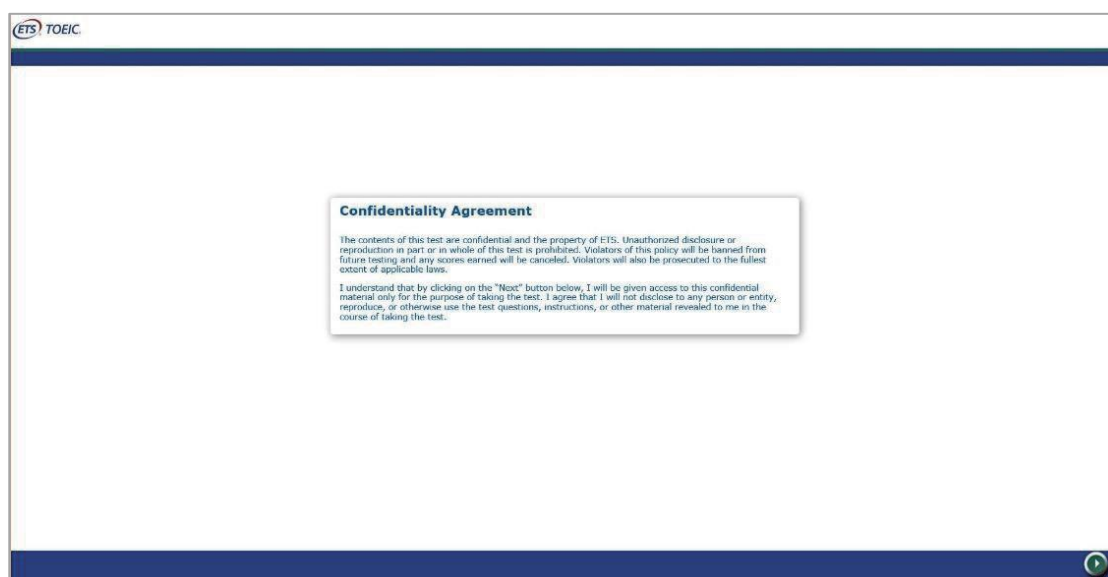
進入測驗起始頁面，點選【Continue】繼續



The screenshot shows the start screen of the TOEIC Listening and Reading Test. It features the ETS TOEIC logo at the top. In the center, there is a box with the text 'The TOEIC® Listening and Reading Test', copyright information, and a 'Continue' button. The background is a solid dark blue color.

步驟 8

進入同意聲明頁面，請點選右下角的【Next】繼續下一步驟



Confidentiality Agreement

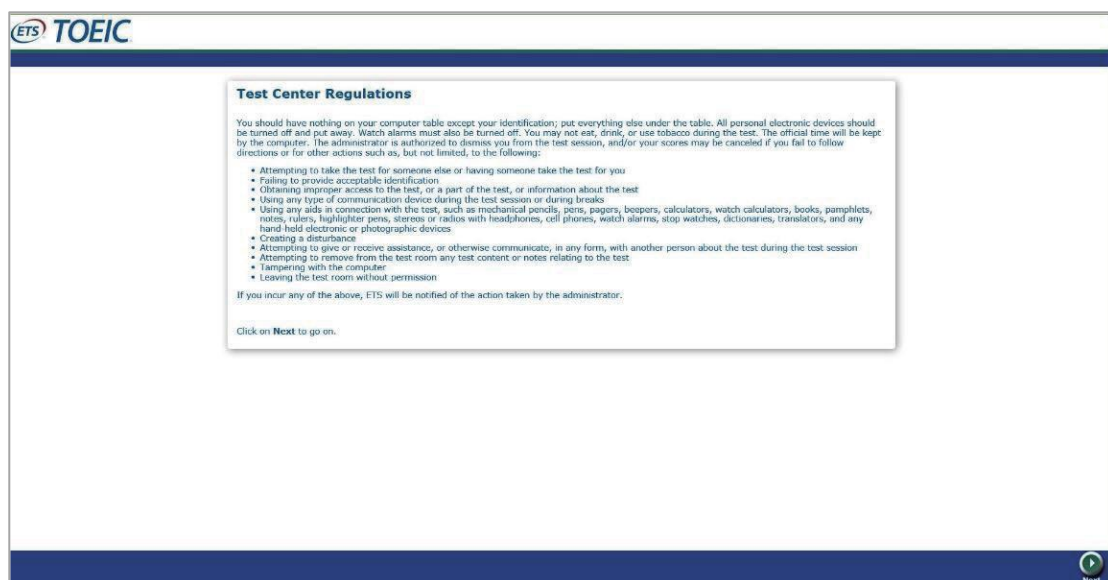
The contents of this test are confidential and the property of ETS. Unauthorized disclosure or reproduction in part or in whole of this test is prohibited. Violators of this policy will be banned from future testing and any scores earned will be cancelled. Violators will also be prosecuted to the fullest extent of applicable laws.

I understand that by clicking on the "Next" button below, I will be given access to this confidential material only for the purpose of taking the test. I agree that I will not disclose to any person or entity, reproduce, or otherwise use the test questions, instructions, or other material revealed to me in the course of taking the test.

Next

步驟 9

進入應試須知頁面，請點選右下角的【Next】繼續下一步驟



Test Center Regulations

You should have nothing on your computer table except your identification; put everything else under the table. All personal electronic devices should be turned off and put away. Watch alarms must also be turned off. You may not eat, drink, or use tobacco during the test. The official time will be kept by the computer. The administrator is authorized to dismiss you from the test session, and/or your scores may be cancelled if you fail to follow directions or for other actions such as, but not limited, to the following:

- Attempting to take the test for someone else or having someone take the test for you
- Failing to provide acceptable identification
- Obtaining improper access to the test, or a part of the test, or information about the test
- Using any type of communication device during the test session or during breaks
- Using any aids in connection with the test, such as mechanical pencils, pens, pagors, beepers, calculators, watch calculators, books, pamphlets, notes, rulers, highlighter pens, stereos or radios with headphones, cell phones, watch alarms, stop watches, dictionaries, translators, and any hand held electronic or photographic devices
- Creating a disturbance
- Attempting to give or receive assistance, or otherwise communicate, in any form, with another person about the test during the test session
- Attempting to remove from the test room any test content or notes relating to the test
- Tampering with the computer
- Leaving the test room without permission

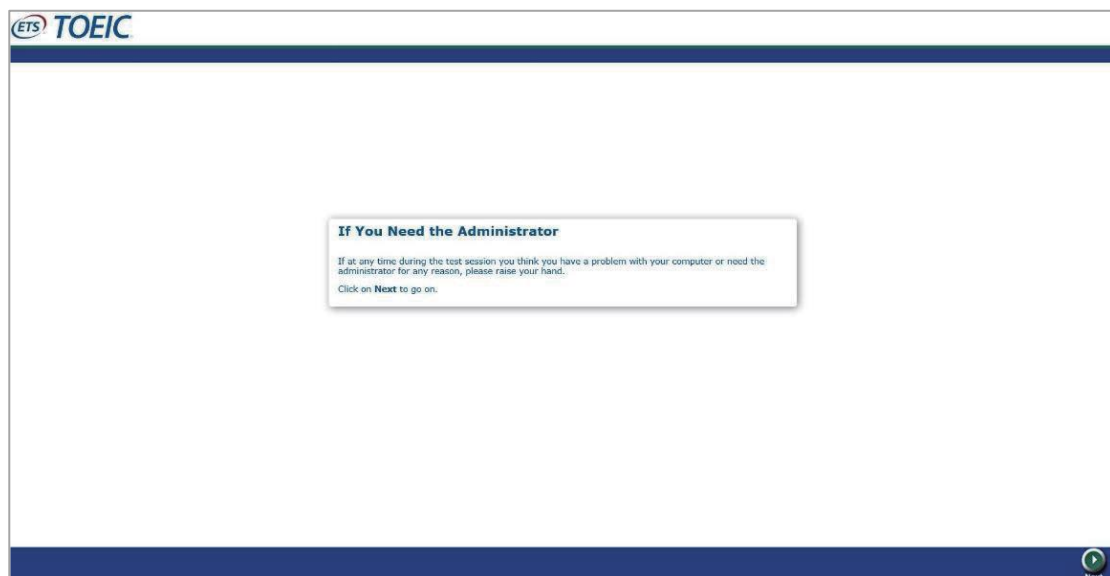
If you incur any of the above, ETS will be notified of the action taken by the administrator.

Click on **Next** to go on.

Next

步驟 10

進入監試人員協助聲明頁面，請點選右下角的【Next】繼續下一步驟



(※僅適用有提供監試人員之場次)

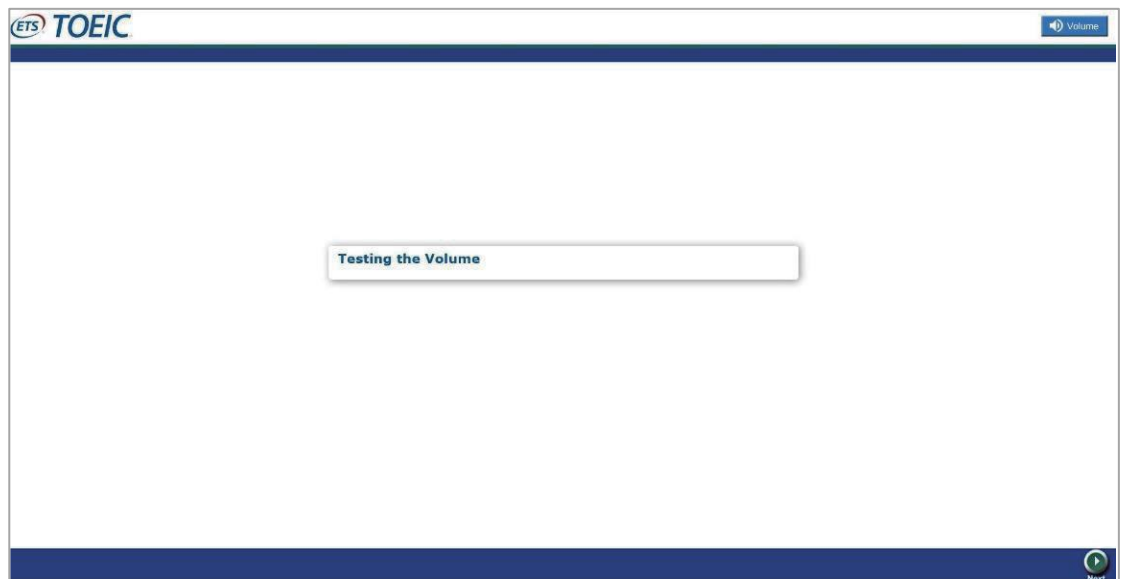
步驟 11

進入禁止事項聲明頁面，請點選右下角的【Next】繼續下一步驟



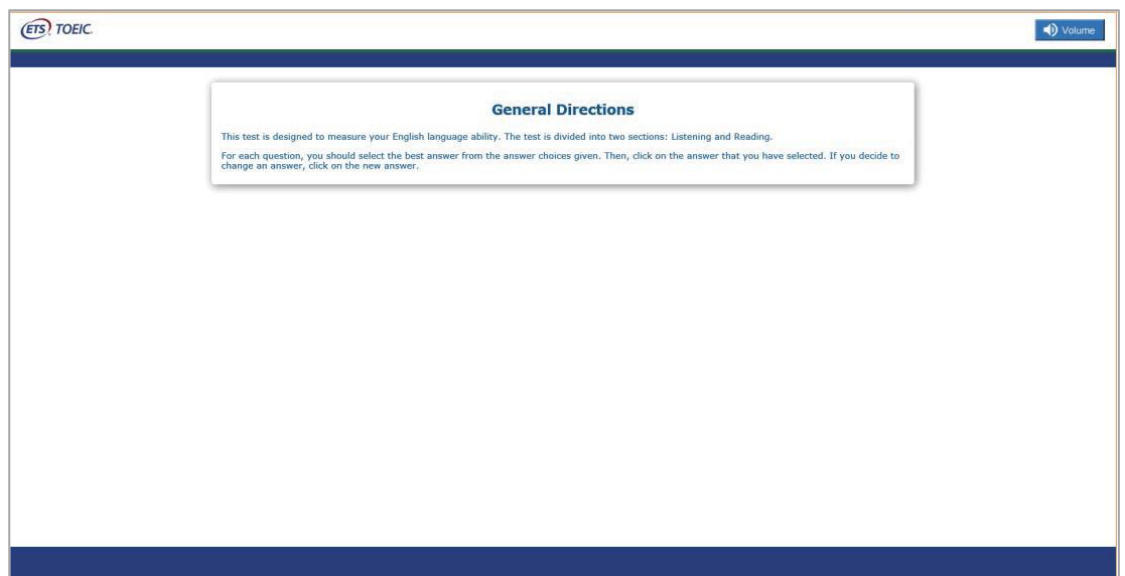
步驟 12

進入音量調整頁面，請點選右下角的【Next】繼續下一步驟



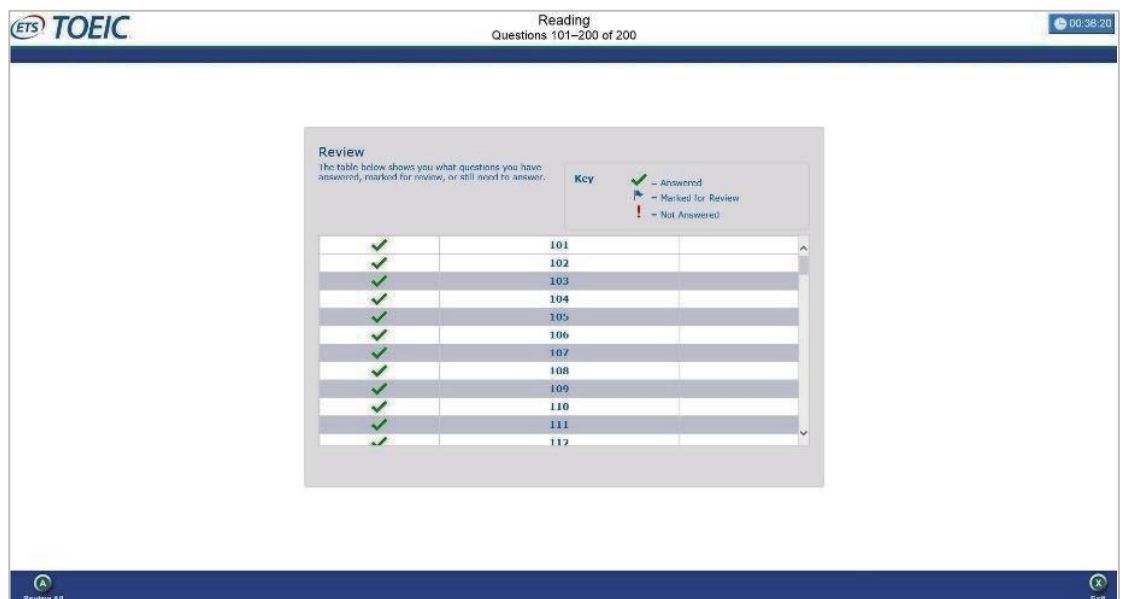
步驟 13

開始測驗（後續操作請依系統指示進行）



步驟 14

測驗結束前，您可點選【Review】檢查閱讀測驗的答案，並進行修改



步驟 15

測驗結束後，可即時看見成績（※僅限辦考單位有提供此項服務之場次）。

